

Jayco | 2025 Seneca Prestige Super Class C Motorhome



# SENECA PRESTIGE


POWER & LUXURY COMBINED

**2+3**  
YEAR | YEAR  
WARRANTY




### WOOD SELECTIONS

STONEWALL MATTE GREY




Wood

LINEN



Wood

AUBURN MAPLE



Wood

ALMOND MAPLE



Wood

ACCENT



Accent



Flooring




Flooring



Flooring




Flooring



Countertop



Countertop



Countertop



Countertop

### FABRIC SELECTIONS

WALNUT



Furniture

BIRCH



Furniture

ASPEN



Furniture



Main Fabric



Main Fabric




Main Fabric

# SENECA PRESTIGE




**OPTIONS**

**A**




Hide-a-bed

**B**



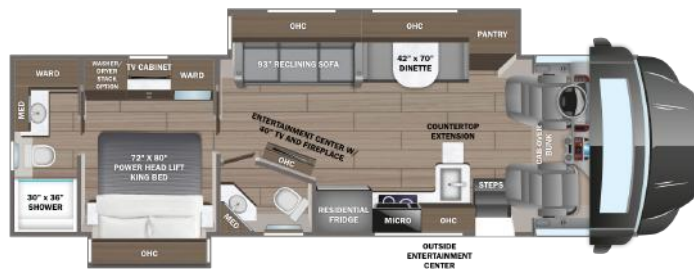
Power Theater Sofa

**C**



Freestanding Dinette

**37K**    **OPTION: C**



**37L**    **OPTION: B**



**37M**    **OPTIONS: A, C**



## EXTERIOR SELECTIONS



Beacon Blue Full-Body Paint



Breezy Blue Full-Body Paint



Radiant Silver Full-Body Paint



Rosy Garnet Full-Body Paint

# STANDARDS & OPTIONS

## CUSTOMER VALUE PACKAGE

JRide® Premium: Computer-balanced driveshaft, rear air suspension, heavy-duty rear stabilizer bar, full air brakes, SACHS shocks  
 Dual-pane, tinted, safety-glass windows  
 Roof-mounted Girard® patio awning with LED lights  
 2,000W pure sine wave inverter  
 Power cord reel with 50 amp service  
 Aqua-Hot® 250D hydronic water and heating system with 5 in. LED screen  
 9 in. Sony® infotainment center with Apple CarPlay® and Android Auto™  
 Backup and side-view cameras  
 Stainless steel residential refrigerator  
 Flush-mounted convection microwave

## DRIVING

Freightliner® S2RV Plus front engine diesel Super C cab chassis  
 Cummins® ISB 6.7L 360 HP diesel engine with 800 ft.-lb. torque  
 Allison® 3000 MH automatic transmission  
 Variable geometry engine exhaust brake  
 185 amp alternator  
 Michelin® tires- 275/80R 22.5 14 ply  
 12,000 lb. rear hitch receiver  
 7-pin plug  
 Dual 12V chassis batteries - 1900 CCA  
 100 gal. fuel tank  
 10 gal. DEF tank  
 6-way power driver and passenger seats  
 Auxiliary start switch  
 Privacy curtains for cab area  
 Color-coordinated carpeted floor mat

## EXTERIOR

Anan® 8,000W diesel generator with auto-gen start  
 (4) 6V AGM (220Ah) house batteries on slideout tray  
 200W solar panel with dual controller  
 Dual 15,000 BTU A/C unit with heat pump on main A/C  
 5,000 BTU thermostat-controlled electric fireplace  
 Thetford® Sani-Con Turbo macerator system  
 Exterior utility center  
 Winterization drain system  
 Black tank flush  
 Outside shower  
 12V demand water pump  
 Water filtration system  
 Power windows and door locks  
 Tilt and telescoping leather-wrapped steering wheel  
 StrongholdVBL™ roof, floor and sidewalls for superior insulation and sound absorption  
 One-piece, seamless, crowned fiberglass roof  
 Bead-foam insulation (R-24 max roof, R-9 max floor, R-8 max walls)  
 One-piece, seamless, fiberglass front and rear caps  
 Automotive-bonded panoramic window in front cap with power shade

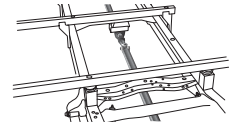
Premium Sikkens full-body paint  
 Automatic hydraulic leveling jacks  
 Alcoa® aluminum rims  
 Exterior entertainment center with outside speakers, LED TV mounted on swivel bracket and AM/FM radio  
 Winegard® In-motion satellite dish  
 Deluxe heated, remote-controlled, side-view mirrors  
 Entrance door with industry's largest travel-view window  
 Electric-powered entrance step  
 Slideout cover awnings  
 Chrome exterior baggage door handles and locks  
 Carpeted, full pass-through storage compartments with lockable slam latch doors

## INTERIOR

Overhead bunk with 750 lb. capacity and safety net with 300 lb. capacity  
 Collapsible bunk ladder  
 Firefly Multiplex system offers control of important coach features via LED touchscreen or mobile app  
 High-intensity recessed LED ceiling lights  
 Raised-panel hardwood cabinetry and stiles throughout  
 Deluxe hidden cabinet hinges  
 Matte-finish woodgrain porcelain floor tile with heated floor mat  
 Day/night roller shades in living area  
 Jayco-exclusive, easy-operation legless dinette table  
 Car seat tethers on forward-facing dinette seats  
 2-point lap safety belts in all designated seating locations  
 50 in. LED TV in living area (40 in. on 37K)  
 Samsung® sound bar  
 Cable TV hookup with RG-6 coax and video selector switch  
 Wood-framed kitchen window with spice cabinets  
 2-burner induction cooktop with LED display  
 Solid-surface kitchen countertop with large integrated stainless steel sink with sink covers  
 Walk-around, king-sized bed with bedspread and nightstands  
 32 in. Smart LED TV in bedroom  
 Large wardrobes  
 Bunks with industry-exclusive 300 lb. capacity each (37L)  
 One-piece, fiberglass shower with glass door, skylight and light  
 Porcelain toilet with foot flush  
 Solid-surface bathroom sink  
 Powered roof vent in bathroom with wall switch  
 Smoke alarm  
 Carbon monoxide detector

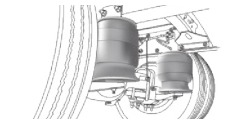
## OPTIONS

Power theater seating (37L only)  
 Hide-a-bed sofa (37M only)  
 Freestanding table with 4 chairs (N/A 37L)  
 Stackable washer/dryer  
 Starlink satellite internet system  
 Winegard® TRAV'LER® satellite dish - DIRECTV®  
 Winegard® TRAV'LER® satellite dish - Dish Network®  
 Canadian Shaw® TRAV'LER® satellite dish



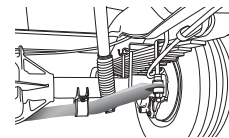
### COMPUTER-BALANCED DRIVESHAFT

Ensures smooth and efficient power transfer to the wheels




### REAR AIR SUSPENSION

Softens ride and improves handling



### HEAVY-DUTY REAR STABILIZER BAR

A larger bar and polyurethane bushings, instead of rubber, transfer power faster for extra support, more stability and easier handling



### FULL AIR BRAKES

Deliver robust stopping power, even on grades



### SACHS SHOCKS ABSORBERS

Large diameter tube design pairs gas and hydraulics to resist heat and pressure while independently adjusting to changing road conditions

FLOORPLAN	GVWR (lbs.)	GCWR (lbs.)	WHEEL BASE	OVERALL LENGTH	EXTERIOR HEIGHT WITH SATELLITE AND A/C	EXTERIOR WIDTH	INTERIOR HEIGHT	FRESH WATER CAPACITY (gal.)	GRAY WASTE WATER CAPACITY (gal.)	BLACK WASTE WATER CAPACITY (gal.)
37K	31,000	43,000	279"	39' 4"	13' 4"	101"	84"	72	51/40	40/23
37L	31,000	43,000	279"	39' 4"	13' 4"	101"	84"	72	50/31	50
37M	31,000	43,000	279"	39' 4"	13' 4"	101"	84"	72	40/40	33/23

Meet your Jayco Dealer



Some specs at the time of print may include estimates. For the most updated information, please visit [Jayco.com](http://Jayco.com)

Jayco Inc. | P.O. Box 460 | Middlebury, IN 46540  
 See dealer for further information and prices. All information in this brochure and on [www.jayco.com](http://www.jayco.com) is the latest available at the time of publication approval. Jayco reserves the right to make changes and to discontinue models without notice or obligation. Photography may show optional equipment or props used for decoration purposes only. RVs built for sale in Canada may differ to conform to Canadian codes. JAYCO and the JAYCO BIRD IN FLIGHT are registered trademarks of Jayco, Inc. Printed in USA 10/24 ©2024 Jayco, Inc. 2032962



Jayco - Part of Jayco Family of Companies